



## Cape Cod / Rockport – Placement Cheat Sheet

The Cape Cod Wood Stove has several new features and characteristics that require special attention during installation and setup. Refer to the manual for full details.

### **This Stove is HEAVY – Remove the Items Listed Below to Lighten the Stove Before Moving**

The following components should be removed from the stove and placed aside before moving the stove into location:



Brick Box (inside firebox)



Ash Pan



Ash Pan Drawer - Push the inside lift clip down, right clip up, then slide out.



Grate












Fire Poker



# Cape Cod / Rockport – Placement Cheat Sheet

## Moving the Stove Off the Pallet and Into Position

The size and weight of this stove make it imperative that you **think ahead** before moving the stove into location. Follow the steps below to move the stove into position:

<p>a) Place the pallet on two 4x4s to allow your Escalera™ lift (or equivalent) to access the front of the stove.</p> 	<p>b) Remove the four (4) “L” brackets that secure the stove cradle to the pallet.</p> 
<p>c) Slide the stove lift under the stove cradle (the cradle stays in place as you move the stove). Place cardboard or other protector in front of the stove to prevent scratches.</p> 	<p>d) Secure the stove to the lift with the attachment belt.</p> 
<p>e) Lift the stove (and cradle) off the pallet. The pallet may be discarded.</p> 	<p>f) Lower the leveling bolts ½” below the cast legs (allows the cradle to be removed).</p> 
<p>g) Move the stove over hearth. Remove the belt and lower the stove into position.</p> 	<p>h) Remove the two (2) stove brackets from stove (7/16” socket wrench).</p> 
<p>i) Slide the stove cradle away (it may be discarded).</p> 	<p>j) The stove may now be aligned and leveled (do not slide the stove – lift it using a stove lift or several people).</p>

## Remove the Combustor Retainer Before Burning Wood in the Stove

- Remove the cardboard retainer directly above the door opening inside the firebox. This retainer is used to keep the combustor in place in during shipping.